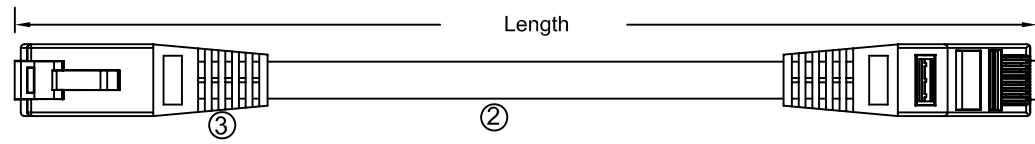
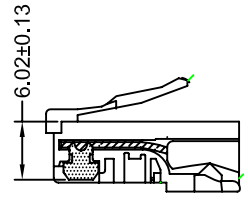


Revisions			
REV.	ECN NO.	Description	DATE
A			

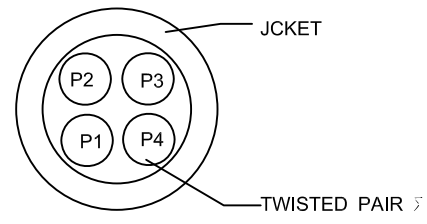
1



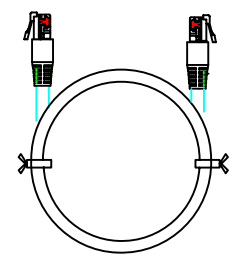
2



PLUG ①



- P1 Blue&white/blue
- P2 Orange&white/orange
- P3 Green&white/green
- P4 Brown&white/brown



Pin Assignment:

Pos. No.	T568B WIRING	Pos. No.
1	Orange	1
2	White/Orange	2
3	Green	3
6	White/Green	6
4	White/Blue	4
5	Blue	5
7	Brown	7
8	White/Brown	8

NOTES:

- ⚠ All cable 100% testing, any open, miswiring, short & intermittent are not permitted.
- ⚠ After crimping the distance between the bottom of contact and the top surface of plug are 5.90~6.146 mm.
- ⚠ The patch cable must be tested with CHANNEL test of Fluke DTX-1800 .
- ⚠ RoHS compliant .

④			
③	OVERMODE	48P PVC	
②	CABLE	1PCS CAT 5E UTP 24AWG(7/0.18)*4P Stranded Cable Jacket: PVC, OD:5.4±0.2mm.	
①	RJ45 PLUG	2PCS RJ-45 8P8C Contact: Phosphor Bronze 3u or 6u or 15u or 50u ". UL94V-0	
NO.	ITEM	QTY	DESCRIPTION

3

4

METRIC	ANGLES	RFQ NO.	DWG NO.	TITLE:	REV.	A	UNIT:	mm
X. X±0.20	X. X° ±0.5°			UTP Cat.5e Patch cord Ligule				
XX. X±0.50	XX. X° ±1°	DATE: 07.22.2015	SHEET 1 OF 1	Molded boot Green color			SCALE:	Free
XXX. X±1.0		CUSTOMER:		P/N: CL-PCU04-C5	P/N:			
SYMBOL	Q' TY	DESCRIPTION		Drawn :				
☒		CRITICAL DIMENSION		Approval:				
□	2	MAJOR DIMENSION						



Shenzhen Copperled Technology Co.,Ltd