

A

B

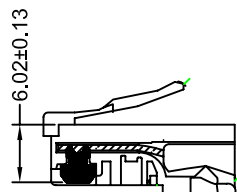
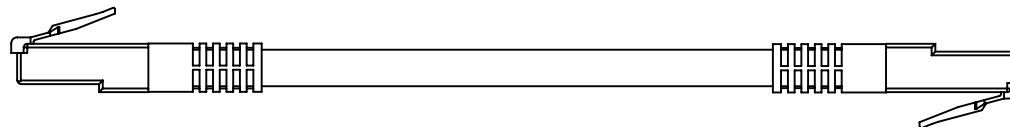
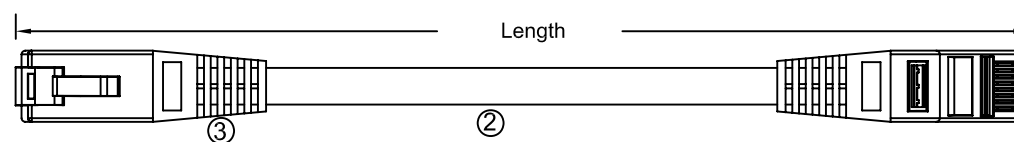
C

D

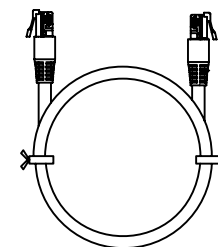
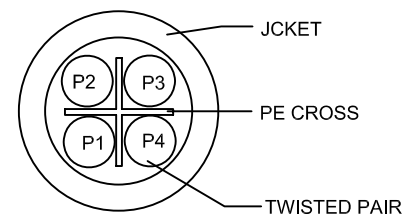
E

| Revisions | | | |
|-----------|---------|-------------|------|
| REV. | ECN NO. | Description | DATE |
| A | | | |

1



PLUG ①



P1 Blue&white/blue
P2 Orange&white/orange
P3 Green&white/green
P4 Brown&white/brown

Pin Assignment:

| Pos. No. | T568B WIRING | Pos. No. |
|----------|--------------|----------|
| 1 | Orange | 1 |
| 2 | White/Orange | 2 |
| 3 | Green | 3 |
| 6 | White/Green | 6 |
| 4 | White/Blue | 4 |
| 5 | Blue | 5 |
| 7 | Brown | 7 |
| 8 | White/Brown | 8 |

NOTES:

- ⚠ All cable 100% testing, any open, miswiring, short & intermittent are not permitted.
- ⚠ After crimping the distance between the bottom of contact and the top surface of plug are 5.90~6.146 mm.
- ⚠ The patch cable must be tested with CHANNEL test of Fluke DTX-1800 .
- ⚠ RoHS compliant .

| ④ | | | |
|-----|-----------|------|---|
| ③ | OVERMODE | | 48P PVC |
| ② | CABLE | 1PCS | CAT 6 UTP 24AWG(7/0.18)*4P Stranded Cable Jacket: PVC, OD:6.0±0.2mm. |
| ① | RJ45 PLUG | 2PCS | RJ-45 8P8C Contact: Phosphor Bronze 3u or 6u or 15u or 50u ". UL94V-0 |
| NO. | ITEM | QTY | DESCRIPTION |

| METRIC | ANGLES | RFQ NO. | DWG NO. | TITLE: | REV. | A | UNIT: | mm |
|------------|-------------|--------------------|--------------|--------------------------|-----------|---|-------------|----|
| X. X±0.20 | X. X° ±0.5° | | | UTP Cat.6 Patch cord Cap | | | | |
| XX. X±0.50 | XX. X° ±1° | DATE: 07.22.2015 | SHEET 1 OF 1 | Molded Boot Green color | | | SCALE: Free | |
| XXX. X±1.0 | | CUSTOMER: | | P/N: CL-PCU02-C6 | P/N: | | | |
| SYMBOL | Q' TY | DESCRIPTION | | | Drawn : | | | |
| ☒ | | CRITICAL DIMENSION | | | | | | |
| ☐ | 2 | MAJOR DIMENSION | | | Approval: | | | |



Shenzhen Copperled Technology Co.,Ltd